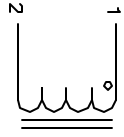


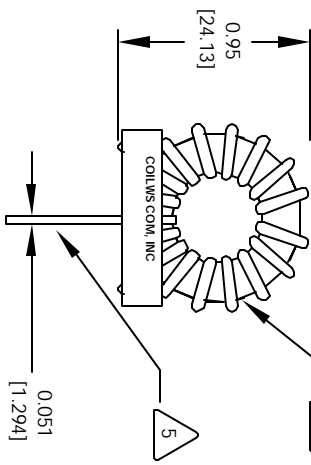
The information contained in this drawing is the sole property of CWS Coil Winding Specialist. Any reproduction in part or whole without written permission of CWS Coil Winding Specialist is prohibited.

REVISION HISTORY

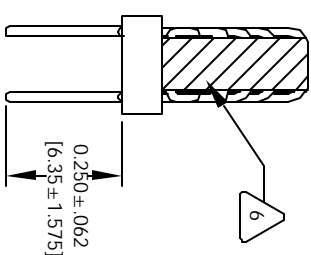
REV	ECN	DESCRIPTION	DATE	BY	CHK	DATE
A		PRE-PRODUCTION RELEASE	7/13/04	JLU		7/14/04



6 IF NEEDED, WRAP INDUCTOR WITH GLASS TAPE TO THE CORE  
MUST REST FLAT ON PCB. LEADS MUST BE TANGENT FLUSH WITH THE COIL EDGE. AS SHOWN (I.E. COIL REMOVE INSULATION AND TIN LEADS 0.50 INCH



FRONT VIEW



SIDE VIEW

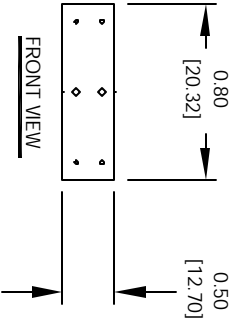
4 WIND COILS EVENLY SPACED AROUND THE CORE CONSTRUCTION:

- 1 HI-POT TEST FOR WINDING TO CORE ISOLATION = 500VDC MIN
- 2 CURRENT RATING : 3.3 AMPS, 40 °C TEMP. RISE, NO AIR FLOW
- 3 DCR 65.0 MILLIOHMS MAX.
- 4 DC BIASED = 3.3 AMPS, INDUCTANCE = 81 UH
- 5 DC BIASED = 4.7 AMPS, INDUCTANCE = 80 UH
- 6 INDUCTANCE = 100 UH +-10% @ LOW DC BIAS, 1 KHZ, 250mv
- 7 SPECIFICATIONS:

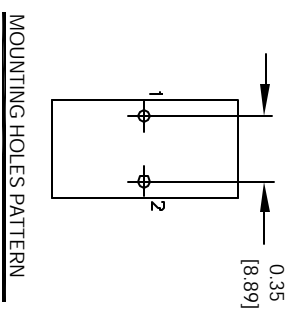
2 WIRE: UL RECOGNIZED 200°C RATED MAGNET WIRE  
CWS BYTEMARK OR OTHER APPROVED PART  
CORE: COATED HIGH FLUX TOROIDAL CORE

1 RATING CLASS B (130°C MIN.) REQUIRED  
MATERIAL: UL RECOGNIZED 94V-0 FOR FLAMMABILITY

NOTES: TOROIDAL POWER CHOKE. ALL DIMENSIONS IN INCHES



FRONT VIEW



MOUNTING HOLES PATTERN

CODE	IDENT	MFG. P/N	DESCRIPTION	ITEM NO.
			<b>PARTS LIST</b>	
AUTOCAD	X		CWS Coil Winding Specialist.	
SOLIDWORKS			1510 E. Edinger Ave.	
SIGN			WWW.COILS.COM	
			Unit B, Santa Ana, CA, 92705	
DATE			TITLE:	
7/13/04			Toroidal Power Chokes	
7/13/04			Toroid Inductor	
7/13/04			SIZE: DIM. UNITS:	
7/13/04			MHF166-101M-3.3A	REV A
7/13/04			SCALE: 2=1	SHEET 1 OF 1